





**Year 3
Curriculum Map
Autumn 1 2025**


English

Using the picture books *You Must Bring a Hat* and *I Want my Hat Back* the children will recap on key ks1 grammar skills. They will see simple sentences modelled orally and in writing by the teacher and emulate them. They will write sentences that include the subject and the verb. They will use capital letters and full stops accurately. Children will focus on using adjectives to describe.

They will then look at extending sentences with the use of co-ordinating conjunctions if appropriate. They will then write a thank you letter for an invitation to a hat party from the book.

Children will look at different sentence types including, command, question and statements. They will then write in role as the Bear.




As part of our unit on the Stone Age children will create their own simple information page about a mammoth. They will use past tense verbs to describe the mammoth focusing on the suffix ed.

Pupils will learn how to use headings and subheadings/captions to organise the information.

They will also identify and use co-ordinating conjunctions to join two clauses.

Maths



Number: Place Value

- Read, write, order and compare numbers up to 100 and determine the value of each digit.
- Round any whole number to a required degree of accuracy.
- Look for patterns within numbers


Number: Four Operations

- Solve addition and subtraction multi step problems in contexts, deciding which operations and methods to use and why.
- Be able to mentally add and subtract 10 and 100 to any number.
- Begin to look at formal written methods of addition and subtraction.
- Recap basic multiplication tables 2x, 5x, 10, and introduce the 3x table.
- Weekly practise through a times tables test and also using TT Rockstars and Numbots.

Length and Perimeter.

- To be able to accurately draw lines and also measure with a ruler to the nearest cm.
- To calculate the perimeter of simple 2-D shapes, using skills such as repeated addition and doubling..

Science - Rocks



Compare rocks according to their appearances and simple physical properties.

Describe in simple terms how fossils are formed when living things get trapped inside.

Recognise that soils are made from rock and organic matter.

Understand the vocabulary sedimentary, porous, and absorbent

Observe what happens to rocks over time, how they change under water and what happens when rocks are rubbed together.

P.E


Gymnastics covering body positions, shapes, balance and movement on both the floor and at different levels.

Invasion games – skills including attacking, defending, throwing and catching.


Please make sure that children come to school in correct PE kits and that children do NOT wear earrings/sharp hair accessories on a PE day.

History – The Stone Age


Timeline – when were the different periods of the Stone Age. Learn how life changed from The Stone Age to Bronze Age and Iron Age. Hunting, Houses, Stone Age food. Vocabulary – Palaeolithic, Mesolithic and Neolithic



Geography



Linked to science pupils will look at great natural rock formations around the world. * Pupils will learn about local soils and how they differ around the UK.





Music

Using the Sing Up resources the children will learn to:

- Compose a pentatonic ostinato.
- Sing a call-and-response song in groups, holding long notes confidently.
- Play melodic and rhythmic accompaniments to a song.
- Listen and identify where notes in the melody of the song go down and up



PSHE – Jigsaw

Being Me In My World

- Identify goals for this year, understand fears and worries about the future and know how to express them
- Understand that my actions affect other people locally and globally

Can make choices about my own behaviour because I understand how rewards and consequences feel and I understand how these relate to my rights and responsibilities

Computing

Logging on to school system.
Typing skills. Learning keyboard layouts.
Being able to type with at least two fingers.



R.E

Harvest

To know that harvest is celebrated by people of all faiths and none.
To learn that harvest is mentioned throughout the Old Testament.
To know that there is a connection between Christian belief and behaviour in relation to celebrating the harvest.

Peace

To know that peace is a fruit of the spirit and a key Christian concept.
To ask important and relevant questions.
To be able to express in words and art, their own opinion about the value of peace.
To ask and suggest answers to quality questions about values, meaning and commitment.
To use religious vocabulary to talk about peace showing their understanding of religious text and beliefs.



Art/DT



Life and Style of Paul Cezanne.

Learn more about the life and style of this artist. Understand his techniques, learn how to draw still life and also focus on mixing paints to create his palette. Compose and paint a painting of their own in the style of Cezanne.



French

Greetings and family

- To learn the words in French to greet people and also for family members.
- To express how you are feeling and reply to the question “How are you?”

To learn more about France and their different culture and traditions.



British Values

- Democracy**
- The rule of law**
- Individual liberty**
- Mutual respect**
- Tolerance of those of different faiths and beliefs**

School Values

- Compassion**
- Honesty**
- Aspiration**
- Respect**
- Teamwork**
- Enthusiasm**
- Responsibility**
- Determination**

