









**Year 3
Curriculum Map
Autumn 1 2024**

<p style="text-align: center;"><u>English</u></p>  <p>During the half term we will cover a range of Key Grammar objectives:</p> <ul style="list-style-type: none"> - Identifying nouns, adjectives, verbs and adverbs - Verb tenses - Subject, Verb, Object and agreeing verbs - Punctuating sentences with full stops and capital letters. - Writing full names using capital Letters. <p><u>Non-Fiction</u> To learn the features of instructional writing. To be able to write a set of instructions after having made a hanging decoration. Based on the book How to Wash a Woolly Mammoth.</p> <p><u>Fiction</u> Based on the book Stone Age Boy we will learn the features of a historical fiction and be able to write a story based on events from the Stone Age.</p>	<p style="text-align: center;"><u>Maths</u></p>  <p><u>Number: Place Value</u></p> <ul style="list-style-type: none"> - Read, write, order and compare numbers up to 100 and determine the value of each digit. - Round any whole number to a required degree of accuracy. - Look for patterns within numbers <p><u>Number: Four Operations</u></p> <ul style="list-style-type: none"> - Solve addition and subtraction multi step problems in contexts, deciding which operations and methods to use and why. - Be able to mentally add and subtract 10 and 100 to any number. - Begin to look at formal written methods of addition and subtraction. - Recap basic multiplication tables 2x, 5x, 10, and introduce the 3x table. - Weekly practise through a times tables test and also using TT Rockstars and Numbots. <p><u>Length and Perimeter.</u></p> <ul style="list-style-type: none"> - To be able to accurately draw lines and also measure with a ruler to the nearest cm. - To calculate the perimeter of simple 2-D shapes, using skills such as repeated addition and doubling.. 	<p style="text-align: center;"><u>Science - Rocks</u></p>  <p>Compare rocks according to their appearances and simple physical properties.</p> <p>Describe in simple terms how fossils are formed when living things get trapped inside.</p> <p>Recognise that soils are made from rock and organic matter.</p> <p>Understand the vocabulary sedimentary, porous, and absorbent</p> <p>Observe what happens to rocks over time, how they change under water and what happens when rocks are rubbed together.</p>
<p style="text-align: center;"><u>P.E</u></p> <p>Gymnastics covering body positions, shapes, balance and movement on both the floor and at different levels.</p> <p>Invasion games – skills including attacking, defending, throwing and catching.</p> <p style="text-align: center;"><i>Please make sure that children come to school in correct PE kits on Tuesday and Wednesday and that children do NOT wear earrings/sharp hair accessories on a PE day.</i></p>	<p style="text-align: center;"><u>History – The Stone Age</u></p> <p>Timeline – when were the different periods of the Stone Age. Learn how life changed from The Stone Age to Bronze Age and Iron Age. Hunting, Houses, Stone Age food. Vocabulary – Palaeolithic, Mesolithic and Neolithic</p> 	<p style="text-align: center;"><u>Geography</u></p>  <p>Linked to science pupils will look at great natural rock formations around the world. * Pupils will learn about local soils and how they differ around the UK.</p> 



Music

Year 3 will be introduced to Charanga and Spark Yard music this term, focusing on basic notation and learning pace and rhythm.



PSHE – Jigsaw

Being Me In My World

- Identify goals for this year, understand fears and worries about the future and know how to express them
- Understand that my actions affect other people locally and globally

Can make choices about my own behaviour because I understand how rewards and consequences feel and I understand how these relate to my rights and responsibilities

Computing

Logging on to school system. Typing skills. Learning keyboard layouts. Being able to type with at least two fingers.



R.E

Harvest


To know that harvest is celebrated by people of all faiths and none. To learn that harvest is mentioned throughout the Old Testament. To know that there is a connection between Christian belief and behaviour in relation to celebrating the harvest.

Peace

To know that peace is a fruit of the spirit and a key Christian concept. To ask important and relevant questions. To be able to express in words and art, their own opinion about the value of peace. To ask and suggest answers to quality questions about values, meaning and commitment. To use religious vocabulary to talk about peace showing their understanding of religious text and beliefs.



Art/DT



Life and Style of Paul Cezanne.

Learn more about the life and style of this artist. Understand his techniques, learn how to draw still life and also focus on mixing paints to create his palette. Compose and paint a painting of their own in the style of Cezanne.



French

Greetings and family

- To learn the words in French to greet people and also for family members.
- To express how you are feeling and reply to the question "How are you?"

To learn more about France and their different culture and traditions.



British Values

- Democracy**
- The rule of law**
- Individual liberty**
- Mutual respect**
- Tolerance of those of different faiths and beliefs**

School Values

- Compassion**
- Honesty**
- Aspiration**
- Respect**
- Teamwork**
- Enthusiasm**
- Responsibility**

	Determination
--	----------------------